


# Garage Door Solutions

## 2026 Garage Door Catalog







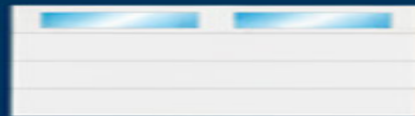


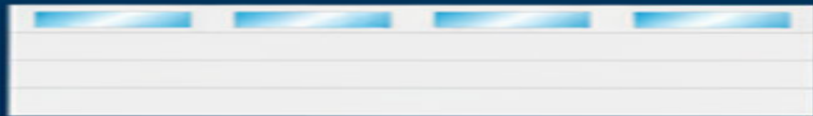

- Residential garage doors & accessories
- Commercial doors & accessories
- High speed doors
- Loading dock levelers
- dock seals & shelters



## Embrace The Door To Success... Residential Garage Doors



Professionally installed  
and serviced by:



### Glass Options



**Engineering**  
 Designing, developing and manufacturing solutions that surpass industry standards

**Innovation**  
 Continuously investing in R&D, advanced machinery, and cutting edge technology to become industry pioneer

**Performance**  
 Ensuring production adhere with efficiency, reliability, and effectiveness criteria

**Recognized**  
 Global industry awards and certifications bolster our leadership position in the garage door sector

**Trusted**  
 A global brand known for its reputation in quality, safety and customer satisfaction

**Sustainability**  
 Committing to use-friendly practices and using renewable materials to minimize environmental impact.



L004

L005



Heavy Duty Ball Bearing Rollers  
 High performance roller ball bearing allows for easy smooth, quiet operation.

**Effective Joint Seals**  
 The thermal break in all doors uses tongue-and-groove construction with a rigid vinyl seal, eliminating metal contact and minimizing temperature transfer

**Polyurethane Insulation**  
 Provides thermal efficiency with an 18.4 R-value CFC-Free Polyurethane Insulation

**26 Gauge Galvanized Steel**  
 Three-tier corrosion-resistant protective finish with a polyurethane primer and a durable polyester finish coat on the interior and exterior

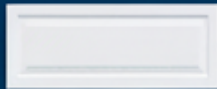
## Features

- 2" Thick With Full Thermal Break
- Triple-Layer Structure
- 18.4 R-value
- CFC-Free Polyurethane Insulation
- 26-Gauge Galvanized Steel
- Tongue and Groove Joints
- Decorative Glass Options (p 17)
- View Options (p 17)
- Window Options (p 17)

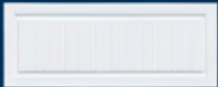
## Panel Options



Raised Short Panel 1100  
All Colors



Raised Long Panel 1200  
All Colors



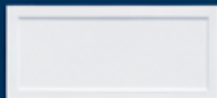
Carriage 1400  
All Colors



Flush 1900  
All Colors



Recessed Short  
Panel 1600  
All Colors



Recessed Long  
Panel 1500  
All Colors



## 1000 Series - Classic <sup>+</sup>





LIMITED <b>LIFE</b> <small>TRANSFERABLE</small>	LIMITED <b>5YR</b> <small>TRANSFERABLE</small>	LIMITED <b>2YR</b> <small>TRANSFERABLE</small>
---	--	--

# 1000 Series - Classic <sup>+</sup>



### Decorative Hardware



### Color Options

White	Sandstone
Iron Ore	Black



## Features

- 2" Thick With Full Thermal Break
- Triple-Layer Structure
- 18.4 R-value
- CFC-Free Polyurethane Insulation
- 26-Gauge Galvanized Steel
- Tongue and Groove Joints
- Decorative Glass Options (p 17)
- View Options (p 17)
- Window Options (p 17)

## Panel Options




Flush 5100

## Color Options




Teak Plank



Walnut Plank




Greywood Plank



National Oak Plank



Gold Oak



Walnut



# 5000 Series - Wood Grain <sup>+</sup>




## Features

- 2" Thick With Full Thermal Break
- Triple-Layer Structure
- 18.4 R-value
- CFC-Free Polyurethane Insulation
- 24-Gauge Galvanized Steel
- Tongue and Groove Joints
- Decorative Glass Options (p 17)
- View Options (p 17)
- Window Options (p 17)

## Color Options



Magnetite Black



Magnetite Iron Ore



# 600 Series - Magnetite <sup>+</sup>




## Features

- 2" Thick With Full Thermal Break
- Triple-Layer Structure
- 18.4 R-value
- CFC-Free Polyurethane Insulation
- 26-Gauge Galvanized Steel
- Tongue and Groove Joints
- Decorative Glass Options (p 17)
- View Options (p 17)
- Window Options (p 17)

## Color Options



White



Black



# 800 Series - Walk Through <sup>+</sup>



## Features

- 2" Thick With Full Thermal Break
- Triple-Layer Structure
- 18.4 R-value
- CFC-Free Polyurethane Insulation
- 26-Gauge Galvanized Steel
- Tongue and Groove Joints
- Decorative Glass Options (p 17)
- View Options (p 17)
- Window Options (p 17)

## Color Options



Grey



Silver




Black



## 900 Series - Lumeline <sup>+</sup>





## View Options



## Glass Options



Clear

Frosted

Tinted

**G**utter Tech Solutions

## Window Options



L001

L002

L003




L004

L005

L006

## Advanced Coating System



All LiterTech garage doors feature a dual-layer protective finish, with a polyurethane primer and a high-durability polyester top coat applied to both the interior and exterior surfaces. This advanced coating provides exceptional durability and corrosion resistance, ensuring long-lasting protection and aesthetic appeal in diverse environments.

## Premium Hardware



**Powder-Coated Hardware**  
Including hinges and tracks, is rust-resistant and aesthetically pleasing, matching the style of the garage door seamlessly.



**Heavy-Duty Ball Bearing Rollers**  
High performance nylon ball bearing rollers help ensure smooth, quiet operation.



**Noise-Reduced Hinge**  
Galvanized 14 gauge steel, self-lubricating nylon bushings, reduces noise and wear, prolonged durability.



**Electrophoretic Coating Spring**  
The failed ElectroPhoretic coating technology makes the garage door spring replacement clean, rust-free and durable.



**Opener Reinforcement Bracket**  
Proper top section reinforcement is required when attaching a garage door opener to your garage door.



**Track Anti-Rust Base**  
The out location of the track is prone to rust and corrosion when in direct contact with the ground. A high-quality ABS anti-rust base effectively addresses this issue.



**Spring Break Safety Device**  
Installed at the end of the torsion spring, in the event of a spring break, it backs onto the torsion shaft, preventing the door from falling.



**Cable Break Safety Devices**  
Stop garage doors from falling if the cables snap. They keep the door secure to prevent accidents.